



2019
**BUSINESS &
SUSTAINABILITY
REPORT
HIGHLIGHTS**

THE *Coca-Cola* COMPANY

• BETTER SHARED



JAMES QUINCEY
Chairman and
Chief Executive Officer

“In 2019, we laid out our vision to craft the brands and choice of drinks that people love, to refresh them in body and spirit.”

● REFRESHMENT IS


BETTER
SHARED

The Coca-Cola Company is here to refresh the world and make a difference. We craft the brands and choice of drinks that people love. We do this in ways that create a more sustainable business. It’s about working together to create a better shared future for our people, our communities and our planet.

OUR PRIORITIES & PROGRESS



2019 SUSTAINABILITY HIGHLIGHTS



~350,000 TONS

of added sugar removed on an annualized basis through product reformulations in 2019.



24% REDUCTION

of the carbon footprint of the “drink in your hand” toward our 2020 target of 25% reduction against a 2010 baseline.

Set a Science-Based Target to reduce absolute Scope 1, 2 and 3 GHG emissions

25%

by 2030 from a 2015 base-year.



88%

of our packaging is recyclable globally.

60%

of the equivalent bottles and cans we introduced into the market in 2019 were refilled, collected or recycled.



10.6M+ PEOPLE

provided access to clean water and sanitation globally since 2010.

160%

of water used in manufacturing returned to communities and nature in 2019.



54%

of our priority ingredients volume was sourced sustainably in 2019, compared to 44% in 2018.



92%

of bottling partners and

91%

of direct suppliers that achieved compliance with our Supplier Guiding Principles.



4.6M+ WOMEN

empowered through our 5by20 initiative, on track to reach 5 million women by 2020.



Contributed nearly

\$125M

from The Coca-Cola Company and The Coca-Cola Foundation to directly benefit 294 organizations across 129 countries and territories.

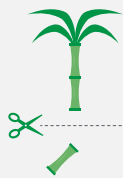
EXPANDING OUR PORTFOLIO REDUCING ADDED SUGAR



TRANSFORMING OUR PORTFOLIO

We're offering more choices with less sugar, reducing packaging sizes and providing clear nutrition information.

People's tastes and preferences are changing, and we're changing too through four key actions:



REDUCING ADDED SUGAR



MAKING SMALLER PACKAGES



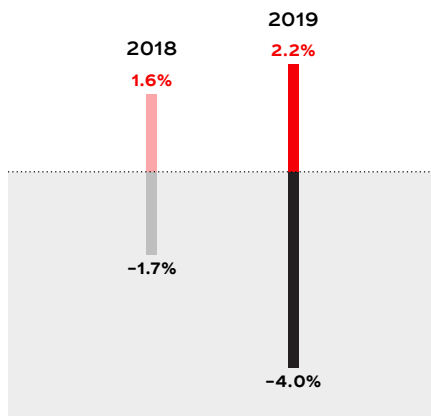
OFFERING MORE DRINKS



GIVING PEOPLE THE INFORMATION they need to make informed choices

REDUCING ADDED SUGAR WHILE INCREASING SALES GLOBALLY

■ UNIT CASE VOLUME GROWTH
■ AVERAGE SUGAR PER 100 ML



Average calories per pack dropped by 1.7% in 2019 and 1.8% in 2018.

18 OUT OF 20

top brands are low- or no-sugar or have a low- or no-sugar option, and ~45% of our beverage portfolio is low- or no-sugar.

~350,000 TONS

of added sugar removed on an annualized basis through product reformulations in 2019.

~275 GLOBAL PRODUCT

reformulations in 2019.

Today

~42%

of our sparkling soft drink brands come in packages of 250mL (8.5oz) or less.

Nearly

100%

of our products globally provide front of pack energy/calorie information.¹

1. Calorie information (expressed as calories, kilocalories, or kilojoules) is provided on the front of our packages, with the exception of returnable or refillable proprietary and multipurpose bottles (glass and plastic) with permanent printed labels; and unflavored and unsweetened still or sparkling bottled water, including mineral water.

CLIMATE



TAKING ACTION

The impacts of climate change are already felt across our business. And we are increasingly aware that our ability—and responsibility—to contribute significant solutions on this urgent global agenda must play a role in the shape of our business going forward.

We have cut our carbon footprint by

24%

toward our 2020 target of 25% reduction against a 2010 baseline.



We set our “**drink in your hand**” goal in 2013 to include our full value chain in our GHG emissions reduction efforts.

PROGRESS TO “DRINK IN YOUR HAND” GOAL

Estimated percentage reduction of the carbon footprint of the “drink in your hand” since 2010¹



A BOLD NEW CLIMATE GOAL

This is a time for collective, ambitious and positive climate action on one of the most pressing global issues. To that end, in 2019 we published a Science-Based Target for the Coca-Cola system, which aims to further decrease our carbon footprint across the system.



NEW GOAL

Science-Based Target aligned with the Paris Agreement Goals

Reduce absolute Scope 1, 2 and 3 GHG emissions **25% by 2030** from a 2015 base-year.

CARBON TRANSPARENCY FOR PROGRESS

We are using the framework developed by the Task Force on Climate-related Financial Disclosures (TCFD).

Achieving reductions will require us to continue the progress we have already made while building new programs, focusing on:

- Ongoing efforts with water, World Without Waste, sugar reductions and sustainable agriculture
- Increasing renewable energy usage
- Innovation and adaption on topics ranging from cold drinks equipment, ingredient or packaging sourcing and more
- Increasing supplier engagement programs

1. The calculation of progress toward our “drink in your hand” goal has been internally vetted using accepted and relevant scientific and technical methodologies, which are aligned with GHG Protocol Scopes 1, 2 and 3. Due to the nature of our franchise bottling system, our manufacturing emissions are normally split between Scopes 1 and 2 for company-owned facilities and Scope 3 for bottling partner facilities. However, in our “drink in your hand” calculations, we consider the full Coca-Cola system (including franchise bottling partners) in the calculation of our manufacturing, distribution and refrigeration emissions, in addition to the emissions from our ingredients and packaging.

WORLD WITHOUT WASTE



RECYCLING AND BEYOND

We believe a World Without Waste is possible by recycling our packages and our packaging material as well as delivering our beverages through new, virtually package-less solutions.

DESIGN

Make **100%** of our packaging recyclable globally by 2025—and use at least **50%** recycled material in our packaging by 2030.

16 markets offered beverages packaged in 100% recycled PET bottles, with more to come.

Our packaging is

88% RECYCLABLE GLOBALLY,

up from 85% at the end of 2017.



20% RECYCLED MATERIAL

in our packaging globally.

10% RECYCLED MATERIAL

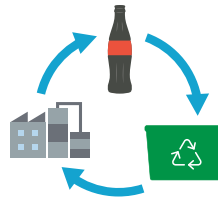
used in our PET plastic packaging globally (+1% vs. 2018).




COLLECT

Collect and recycle a bottle or can for each one we sell by 2030.

60%



of the equivalent bottles and cans we introduced into the market in 2019 were refilled, collected or recycled (+4% vs. 2018).



We **accelerated refillable packaging growth** in Brazil and focused on PET collection by working with **233** recycling cooperatives. The volume of recycled materials processed by the co-ops more than doubled to over **106,000 tons**.

PARTNER

Bring people together to support a healthy, debris-free environment.



We joined PepsiCo and Keurig Dr. Pepper, the American Beverage Association and key NGO partners to announce the “**Every Bottle Back**” initiative.

This will help improve sorting, processing and collection of plastic bottles for reuse as well as launch a consumer education campaign, which includes a **\$100 million industry fund** managed by Closed Loop Partners and the Recycling Partnership.

WATER LEADERSHIP



PURSUING WATER SECURITY

We are working in our own operations, across our value chain and in watersheds worldwide to support water security.

GOALS



Replenish all the water we use in our drinks and their production by 2020.

Improve our water efficiency by **25%** by 2020.



5 YEARS

we've met and exceeded our water replenishment goal.

We've replenished a total of

1.5+ TRILLION LITERS



of water since 2012 through about 300 projects each year.

2020 GOAL
25%

16 **13%**

17 **15%**

18 **16%**

19 **18%**

While we have made significant progress on water efficiency in production, we recognize that we will not fully meet our goal of 25% improvement by 2020.

During 2019, we continued to improve the efficiency of our water use. We now need only **1.85 liters** of water per liter of final product, an **18%** improvement compared to 2010.

2020 GOAL
100%

16 **133%**

17 **150%**

18 **155%**

19 **160%**

As estimated working with our many external partners and using generally accepted, independently peer-reviewed scientific and technical methods. External assurance of 100% annual replenishment rate. Finished beverages based on global sales volume. Water in production based on total system consumptive use.



160%

of the water used in our finished beverages was safely returned to communities and nature in 2019.

Since 2010, our community water programs with our partners worldwide helped to provide access to safe drinking water and sanitation to **10.6 million+ people**.



A-

Our 2019 CDP Water disclosure placed us in the leadership range of scores.

#1 RANKING

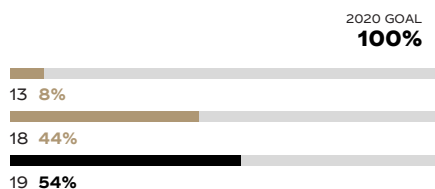
on water risk management in 2019 Ceres report among beverage company peers.

SUSTAINABLE AGRICULTURE



CULTIVATING INGREDIENTS BETTER

Since 2013, our goal is to source all our priority ingredients—including our main natural sweeteners, fruit juices, coffee, tea, soy and timber products—sustainably, according to our Sustainable Agriculture Guiding Principles.



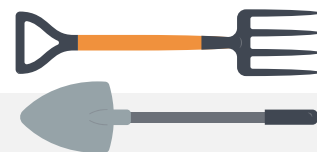
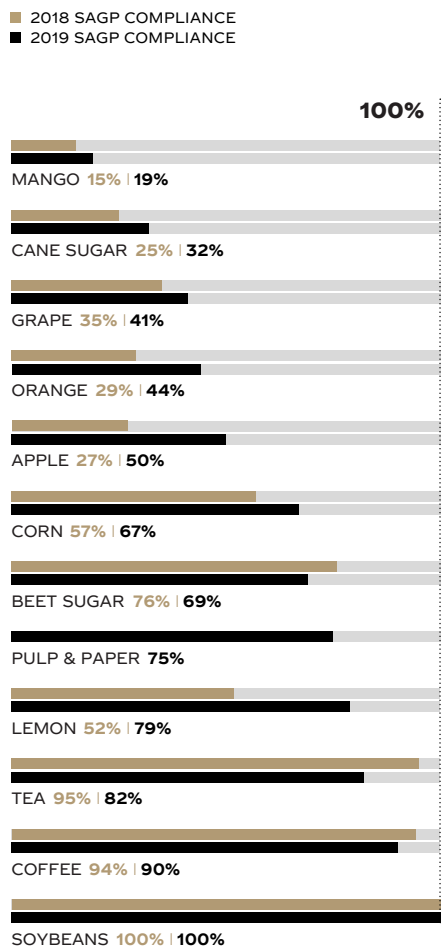
SAGP compliance data is based on supplier reporting according to our assurance requirements, which is consolidated and internally verified.



54% VOLUME

of sustainably sourced **PRIORITY INGREDIENTS** in 2019, compared to 44% in 2018.

PROGRESS TO OUR SUSTAINABLE SOURCING GOAL




We have achieved sustainable farming certification or external assurance for:

- All coffee used in Costa Coffee (Rainforest Alliance)
- All sugar used in Australia (Bonsucro/Smartcane BMP)
- All soybean used in our plant-based drinks (Roundtable for Sustainable Soy)

21 STUDIES

completed on human rights in key countries supplying sugar to our company.



5by20



EMPOWERING WOMEN

In 2010 we made a commitment to enable the economic empowerment of **5 million** women entrepreneurs across our global value chain by 2020.

ON TRACK:

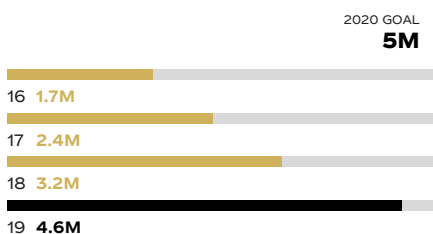
Over

4.6 MILLION WOMEN

empowered as of the end of 2019.



Cumulative number of women entrepreneurs economically empowered across our global value chain



TRACKING 5by20 PROGRESS



We are on track to reach our target of transforming the lives of 5 million women by the end of 2020, with over **4.6 million women empowered as of the end of 2019.**

TOP 5 COUNTRIES	# OF WOMEN ENABLED IN 2019
POLAND	312,515
UNITED STATES	274,796
UKRAINE	198,496
KENYA	162,248
CHINA	68,144

	2018	2019	% INCREASE
# ACHIEVED	865,787	1,323,167	53%
CUMULATIVE	3,278,866	4,602,033	40%

INVESTING IN WOMEN AROUND THE WORLD

Our 5by20 commitment sponsors programs that address business barriers faced by female entrepreneurs around the world.



These programs have been making a meaningful difference in 96 countries globally.

UKRAINE Created a networking and mentorship program that engaged nearly 4,000 participants

POLAND Trained more than 297,500 women through “Success is ME,” a program that aims to build self-esteem while strengthening business skills

KENYA Provided more than 700,000 female entrepreneurs with business skills training and loans to expand their businesses since 2010 through our external partnership with the Women Enterprise Fund

BRAZIL Offered 11,700 young women life skills training and networking opportunities since 2010 through the Coletivo Youth program

DIVERSITY & INCLUSION



BUILDING ACCESS TO EQUAL OPPORTUNITIES

As both a global and local business, diversity and inclusion are at the heart of our values and our growth strategy and play an important part in our company's success.



OUR STRATEGIC PRIORITIES

CREATE an inclusive environment by engaging diverse talent and influencing recruitment, development, advancement and retention.

ARTICULATE our D&I progress through proactive communications.

REGULATE and manage workplace equality and fairness.

EVALUATE, CREATE and **UPDATE** a systematic set of tools and resources.

WORKING TOWARD GENDER BALANCE

We aim for The Coca-Cola Company to be

50% DRIVEN BY WOMEN

Our Women in Leadership Program has helped accelerate the careers of more than

850 FEMALE EMPLOYEES to date.

Chairman and CEO James Quincey became a founding member of the **New York Stock Exchange Board Advisory Council**, which launched in 2019 to improve diversity among corporate boards of directors.

GLOBAL FEMALE EMPLOYEES BY LEVEL AT THE COCA-COLA COMPANY

Professional

18 **50.4%**

19 **48.3%**

Mid-Level Professional

18 **48.6%**

19 **48.4%**

Senior Leadership

18 **32.3%**

19 **33.5%**

Total Global

18 **47.7%**

19 **47.5%**

Some of the 2018 numbers listed in this chart differ slightly from what was reported in the 2018 Business & Sustainability Report due to a regrouping of the data represented here. We are also now including Bottling Investments Group (BIG) associates, who were previously not reported.

THE *Coca-Cola* COMPANY

www.coca-colacompany.com