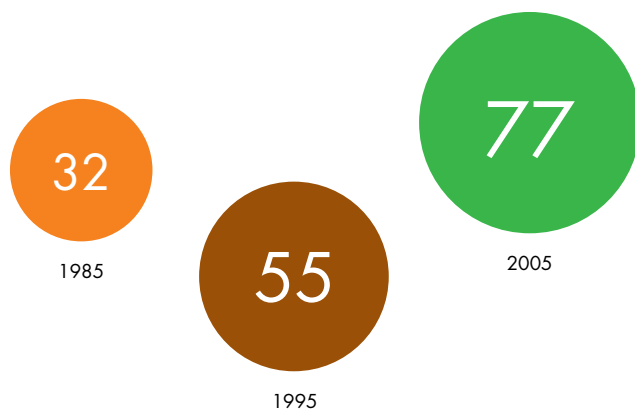


## Unit Case Volume Growth

	2005 vs. 2004 Annual Growth	5-Year Compound Annual Growth Rate	10-Year Compound Annual Growth Rate
Worldwide	4%	4%	5%
North America	2%	2%	3%
Africa	6%	6%	6%
East, South Asia and Pacific Rim	(4%)	5%	5%
European Union	-	1%	3%
Latin America	6%	4%	5%
North Asia, Eurasia and Middle East	15%	9%	9%

## Annual Per Capita Consumption of Company Products

Worldwide (based on U.S. 8 fluid ounces of a finished beverage)



## 2005 Worldwide Unit Case Volume

20.6 billion

## Percentage of 2005 Unit Case Volume by Operating Group

28% North America

6% Africa

9% East, South Asia and Pacific Rim

16% European Union

25% Latin America

16% North Asia, Eurasia and Middle East

## Net Operating Revenues

Worldwide  
(in millions)



## Operating Income

Worldwide  
(in millions)



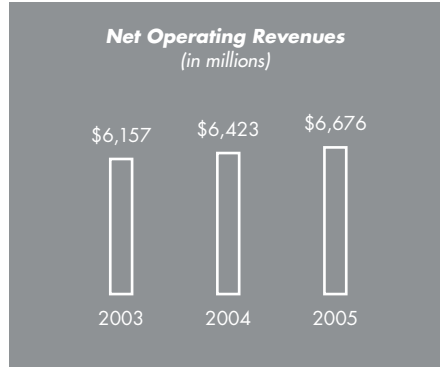
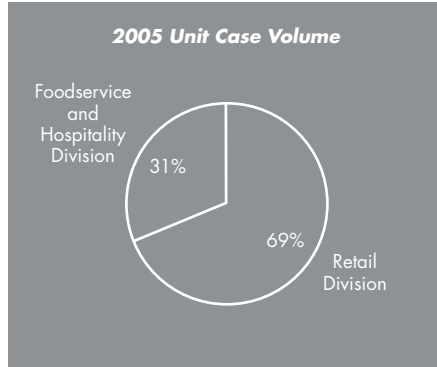
# NORTH AMERICA

Unit case volume increased by 2 percent for the North America Group in 2005. The group remains the largest contributor to our total unit case volume. Our efforts to strengthen this operating group's results focused on increased innovation, enhanced marketing and achieving balanced revenue growth across channels.

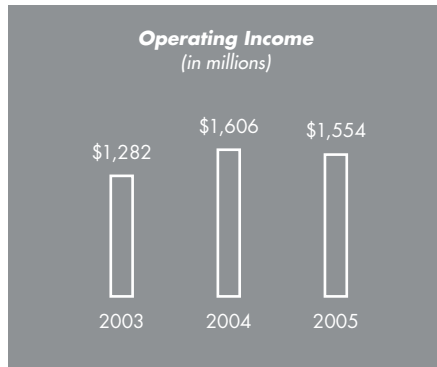
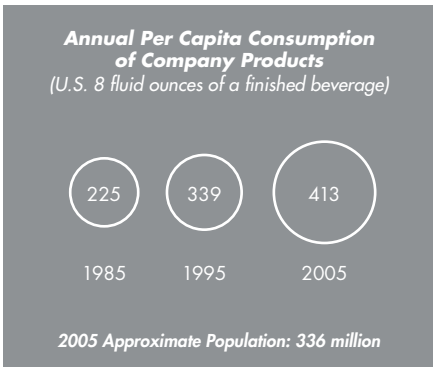
We stepped up our marketing and increased our overall consumer communication through television, radio, outdoor advertising and other media. By executing innovation across channels, we continue to enhance our system's ability to deliver unit case volume and profit growth.

Successful product launches included Coca-Cola Zero, Diet Coke Sweetened with Splenda, Coke with Lime, Dasani flavors, Full Throttle and Sugar Free Full Throttle, POWERADE Option, Fresca flavors, chilled Minute Maid lights and Odwalla PomaGrand.

*In response to Hurricane Katrina, which devastated the Gulf Coast region in the United States, Coca-Cola employees ensured safe drinking water and other beverages were available to tens of thousands of displaced people and relief workers. Additionally, the Coca-Cola system and The Coca-Cola Foundation donated \$5 million to provide assistance, and employees volunteered, collected needed supplies, donated blood and contributed to relief funds.*



*The "Make Every Drop Count" campaign, launched in North America, is designed to help increase awareness of the benefits of the Company's broad beverage portfolio and its commitment to consumers.*

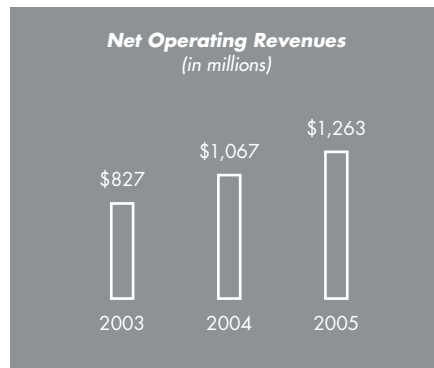
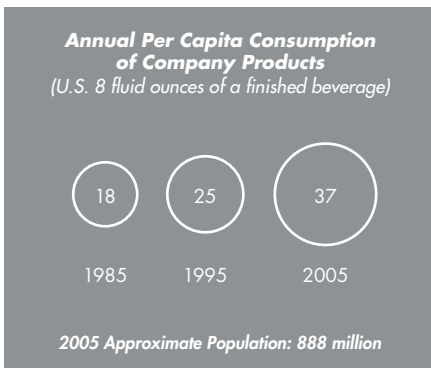



# AFRICA

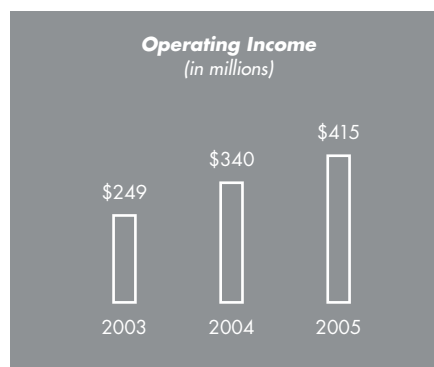
The Africa Group continued its steady growth, led by our carbonated soft-drink brands. Unit case volume grew 6 percent for the year. In 2005, we successfully launched new Fanta flavors, including strawberry, pineapple and apple in Angola, Ghana and Nigeria, respectively. Double-digit unit case volume growth in Egypt, Kenya, Tanzania and Uganda was led by Trademarks Coca-Cola, Fanta and Sprite.

The country of South Africa, the largest market in our Africa Group, achieved 8 percent unit case volume growth in 2005, on top of 7 percent unit case volume growth in 2004. Innovative marketing campaigns for Trademark Coca-Cola and strong execution with our bottling partners contributed to the year's results.

The Company provides leadership in areas such as education, water stewardship, PET recycling, employee well-being and professional development.



*In Uganda, the Company and our bottling partner collaborated on a state-of-the-art wastewater treatment plant that reduces water usage and returns treated water to the community for irrigation. This is just one example of our many water-sustainability projects.*



*Unit case volume in the Africa Group has increased for 13 consecutive years.*

## EAST, SOUTH ASIA AND PACIFIC RIM

Overall unit case volume in the East, South Asia and Pacific Rim Group declined 4 percent in 2005. The year was challenging for our business in the Philippines and India, with declining sales in both markets. We are working to address the issues in these markets.

Thailand experienced continued unit case volume growth in carbonated soft drinks and noncarbonated beverages, with increases of 6 percent and 22 percent, respectively. Tea and coffee have been very successful throughout the operating group, with unit case volume growth of 11 percent in 2005.

In Australia, one of our largest markets in East, South Asia and Pacific Rim, Trademark Sprite unit case volume grew 8 percent as a result of the successful relaunch of Diet Sprite as Sprite Zero. Sprite Zero unit case volume grew more than 100 percent for the year, and Sprite Recharge captured a 7 percent share of the highly profitable and competitive energy drink category in 2005.

*After major success with Minute Maid Orange Pulp in China, we rolled out Minute Maid juice and juice drinks in Thailand and Vietnam under the Splash brand name. Nearly 2.5 million unit cases have been sold since the launch of Minute Maid Splash in those countries in 2005.*

2005 Unit Case Volume



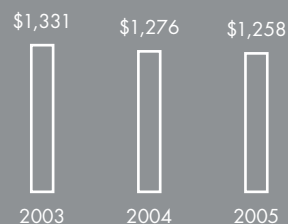
*The Sprite campaign, "Freedom from Thirst," was developed in East, South Asia and Pacific Rim and is being exported to 50 different countries, including the United States, covering approximately 75 percent of the global unit case volume for Sprite. The campaign has received several global advertising awards.*

Annual Per Capita Consumption of Company Products  
(U.S. 8 fluid ounces of a finished beverage)

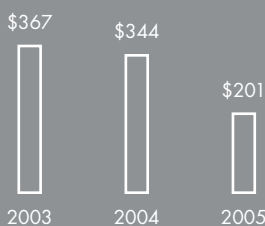


2005 Approximate Population: 1,934 million

Net Operating Revenues  
(in millions)



Operating Income  
(in millions)



# EUROPEAN UNION

Unit case volume growth in the European Union Group was flat in 2005, despite growth within light carbonated soft drinks of 5 percent and especially strong performance within the noncarbonated sector in the Central Europe Division and the Iberian Division.

While sales in Northwest Europe in particular have been negatively affected by a soft economy, retailer consolidation and shifts in consumer preferences, we are adapting our strategic initiatives to these challenges. In Germany, we are working on restructuring our business and have gained additional product availability in the key discounter channel.

In 2005, we relaunched our zero-added-sugar carbonated soft drinks as "Z" in Great Britain, which contributed to 7 percent unit case volume growth in the light carbonated soft-drink category. Also, as part of our ongoing drive to offer consumers a wide choice of beverages, we have expanded our Minute Maid portfolio. In our Northwest Europe Division, this has contributed to 5 percent unit case volume growth across the juice and juice drink category.

2005 Unit Case Volume



We are focused on improving execution across our system, including creating more efficient routes to market. Our Vienna-based information technology team has developed a new handheld bMobile system that is helping to increase the capability and effectiveness of the teams at one of our bottling partners in the European Union. The solution is designed to automate and optimize sales and delivery tasks.

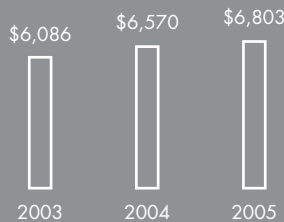


Annual Per Capita Consumption of Company Products  
(U.S. 8 fluid ounces of a finished beverage)



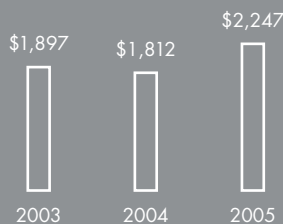
2005 Approximate Population: 481 million

Net Operating Revenues  
(in millions)



We are committed to addressing societal problems where we can be part of the solution and are focused on contributing to the fight against obesity in Europe. We are engaging in public-private partnerships and self-regulation initiatives and have formalized responsible advertising and commercial practices with commitments to the European Commission.

Operating Income  
(in millions)

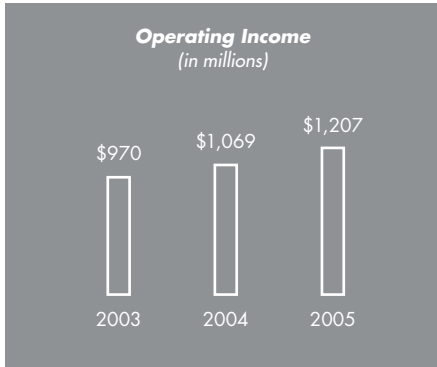
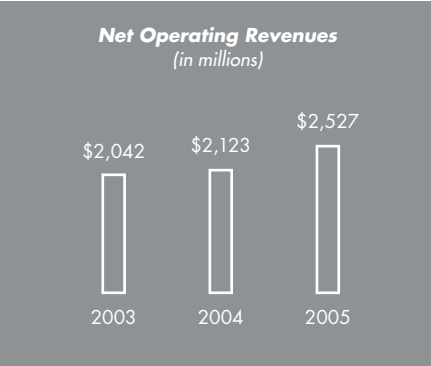
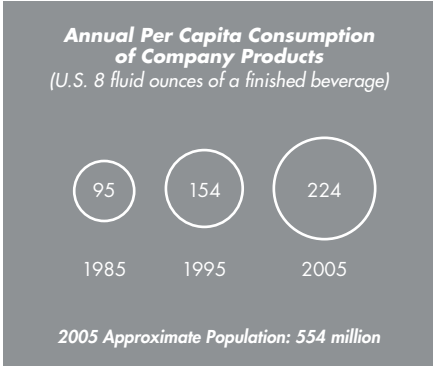


# LATIN AMERICA

The Latin America Group had one of its most successful years in 2005, with unit case volume growth of 6 percent. Carbonated soft drinks grew 5 percent, helped by 43 product launches and 435 new packages, including rebranded zero-calorie versions of our core brands. With the strongest carbonated soft-drink portfolio of brands in the industry, we continued to increase unit case volume in all categories. We also capitalized on the strength of our water brands to launch new products in the category, including flavor and functional extensions. The acceleration of our revenue growth strategy with our bottling partners and customers has delivered solid results and profitability.

In Mexico, Coca-Cola brand equity was strengthened through the "Toma lo Bueno" ("Drink What's Good") campaign, and immediate consumption increased in part due to innovation in personal packaging. Brazil continued its steady growth in carbonated soft drinks, and the recent acquisition of Sucos Mais accelerated our growth in the juice and juice drinks category. Growth in Argentina was mainly driven by enhancing connections between Trademark Coca-Cola and teenagers, as well as by the launch of Cepita juice and juice drink extensions.

*Working with our Brazilian partners, the Company has launched a program to reduce greenhouse gas emissions by using alternative fuels. Our bottling partner in São Paulo has a fleet of approximately 140 trucks running on 5 percent biodiesel (made from castor beans and soybeans).*



*Coca-Cola Mexico and our 13 bottling partners in Mexico formed **Compañía de Servicios de Bebidas Refrescantes, S.A. de C.V. (Salesko)** to more effectively market and distribute our noncarbonated products.*

## NORTH ASIA, EURASIA AND MIDDLE EAST

The North Asia, Eurasia and Middle East Group includes two of the Company's biggest growth opportunities—China and Russia—as well as the dynamic markets of Japan and Turkey. China is now the Company's fourth-largest market worldwide. Unit case volume increased 15 percent in the North Asia, Eurasia and Middle East Group in 2005.

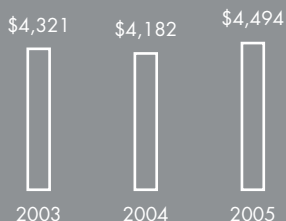
The recent joint acquisition of the Russian juice business Multon with our bottling partner Coca-Cola Hellenic Bottling Company S.A. allows us to significantly expand our juice and juice drink business in Russia. More importantly, we will benefit from Multon's best practices in its successful juice business and share those practices throughout the Coca-Cola system.

Long-term plans for key markets are in place to drive accelerated growth and to ensure that this operating group remains one of the engines of unit case volume growth for the Company as well as a significant source of profit.

**2005 Unit Case Volume**



**Net Operating Revenues**  
(in millions)



**Annual Per Capita Consumption of Company Products**

(U.S. 8 fluid ounces of a finished beverage)



2005 Approximate Population: 2,234 million

**The "Life+" Youth Fund, developed by Coca-Cola Turkey and the United Nations Development Programme, helps improve the quality of life for young people across Turkey by supporting youth initiatives in education, sports, culture and the arts.**



**Bonaqua BonActive launched in Hong Kong in April 2005 and is the first electrolyte replenishment and rehydration casual sports drink released under the Bonaqua trademark.**

**Operating Income**  
(in millions)

