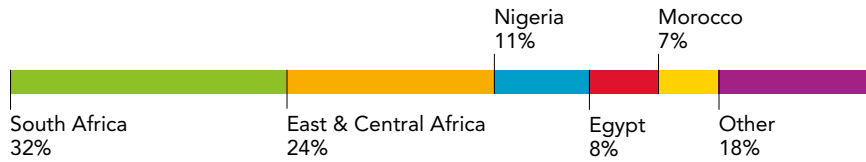
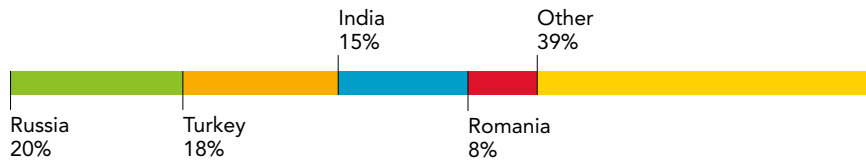


2006 UNIT CASE VOLUME

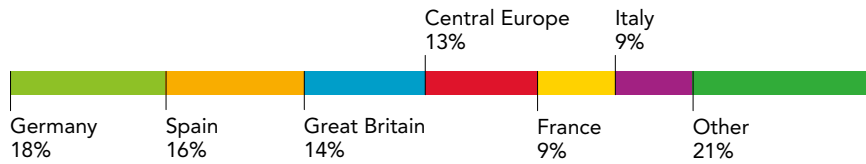
Africa



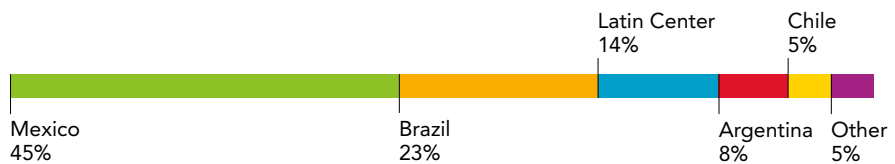
Eurasia



European Union



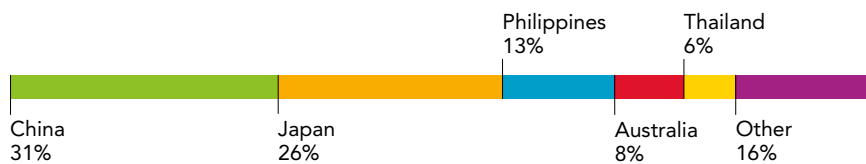
Latin America



North America



Pacific



2006 WORLDWIDE UNIT CASE VOLUME

PERCENTAGE BY OPERATING GROUP

Africa	6%
Eurasia	9%
European Union	16%
Latin America	26%
North America	27%
Pacific	16%

Total Unit Case Volume

21.4
billion

	2006 vs. 2005 Annual Growth	5-Year Compound Annual Growth Rate
Africa	4%	5%
Eurasia	14%	13%
European Union	6%	2%
Latin America	7%	4%
North America	0%	2%
Pacific	1%	4%
Worldwide	4%	4%

Unit Case Volume
(in billions)

