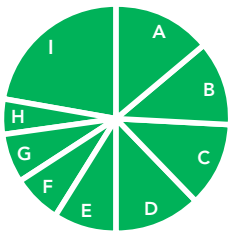


EURASIA & AFRICA OPERATING GROUP 2009 AT-A-GLANCE

The Coca-Cola Company



2009 UNIT CASE VOLUME BY GEOGRAPHY



A. South Africa	14%
B. East & Central Africa	12%
C. India	12%
D. Turkey	12%
E. Russia	9%
F. Middle East	7%
G. Southern Eurasia	7%
H. Nigeria	5%
I. Other	22%

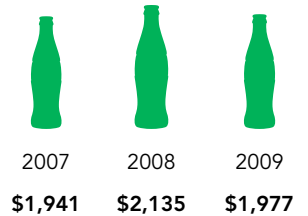
UNIT CASE VOLUME

15% of total company
2009 unit
case volume

UNIT CASE VOLUME GROWTH

	2007	2008	2009
Still Beverages	21%	21%	8%
Sparkling Beverages	11%	4%	3%
Total	12%	7%	4%

NET OPERATING REVENUES (in millions)



OPERATING INCOME (in millions)



PER CAPITA CONSUMPTION OF COMPANY BEVERAGE PRODUCTS

Based on U.S. 8 fluid ounces of a finished beverage

India



Mali



Pakistan



Eurasia & Africa Operating Group



Nigeria



Kenya



Egypt



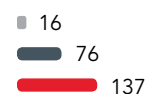
Morocco



Worldwide



Turkey



Russia



South Africa

