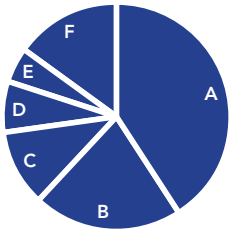


PACIFIC OPERATING GROUP 2009 AT-A-GLANCE

The Coca-Cola Company



2009 UNIT CASE VOLUME BY GEOGRAPHY



A. China	41%
B. Japan	21%
C. Philippines	11%
D. Australia	7%
E. Thailand	5%
F. Other	15%

UNIT CASE VOLUME

18% of total company
2009 unit
case volume

UNIT CASE VOLUME GROWTH

	2007	2008	2009
Still Beverages	7%	7%	8%
Sparkling Beverages	7%	8%	6%
Total	7%	8%	7%

NET OPERATING REVENUES (in millions)



OPERATING INCOME (in millions)



PER CAPITA CONSUMPTION OF COMPANY BEVERAGE PRODUCTS

Based on U.S. 8 fluid ounces of a finished beverage

Indonesia



China



Pacific Operating Group




Korea



Worldwide

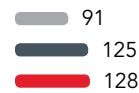


Thailand

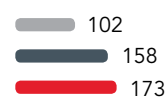


● 1989
● 1999
● 2009

Philippines



Japan



Australia

