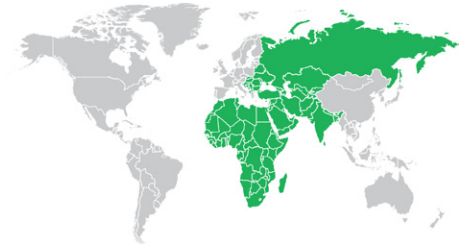
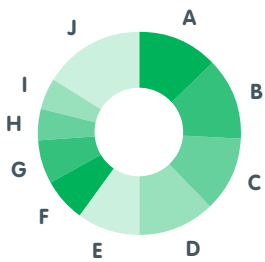


EURASIA & AFRICA OPERATING GROUP 2010 AT-A-GLANCE

The Coca-Cola Company



2010 UNIT CASE VOLUME BY GEOGRAPHY



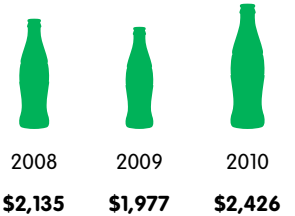
A. India	13%
B. South Africa	13%
C. East & Central Africa	12%
D. Turkey	12%
E. Russia	10%
F. Middle East	7%
G. Southern Eurasia	7%
H. Egypt	5%
I. Nigeria	5%
J. Other	16%

UNIT CASE VOLUME

16% of total company
2010 unit
case volume

NET OPERATING REVENUES

(in millions)




UNIT CASE VOLUME GROWTH

	2008	2009	2010
Still Beverages	21%	8%	21%
Sparkling Beverages	4%	3%	10%
Total	7%	4%	12%

OPERATING INCOME

(in millions)



PER CAPITA CONSUMPTION OF COMPANY BEVERAGE PRODUCTS

Based on U.S. 8 fluid ounces of a finished beverage

India



Mali



Pakistan



Nigeria



Eurasia & Africa Operating Group



Kenya



Egypt



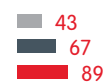
Russia



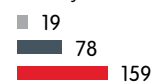
Morocco



Worldwide



Turkey



South Africa

